

CA State 2009 IDPA Championship

October 9 - 11, 2009


All Shooters



CDP Champion: Wayne Johnson CDP - Expert 194.02 (19)
 ESP Champion: John Prall ESP - Master 181.54 (49)
 SSP Champion: Chad Case SSP - Master 170.80 (30)
 ESR Champion: John Bagakis ESR - Master 197.30 (23)
 SSR Champion: Dave Countryman SSR - Sharpshooter 319.71 (44)

High Senior: Tom Cail ESP - Expert 193.15 (28)
 High Lady: Katherine Spolsdoff SSP - Sharpshooter 269.36 (55)
 High Law Enforcement: John Mercurio CDP - Master 203.41 (54)
 High Junior: Katherine Spolsdoff SSP - Sharpshooter 269.36 (55)
 High Military Veteran: William Go SSP - Master 191.03 (39)
 High Distinguished Senior: Wayne Johnson CDP - Expert 194.02 (19)
 Most Accurate: Wayne Johnson CDP - Expert 194.02 (19)

Match	Score	--- Penalties ---					Stage 1 Squatters	Stage 2 Window	Stage 3 Control	Stage 4 Monterey	Stage 5 TwoBuck	Stage 6 Trap	Stage 7 Neighbors	Stage 8 Out of way	Stage 9 Happens	Stage 10 Mr.Bubbles	Stage 11 Standards	Stage 12 Box Drill	
		PD	NT	PE	FN	FTDR													
CDP - Custom Defensive Pistol																			
CDP - Master																			
1	Mercurio, John	203.41	54	0	0	0	0	18.46(3)	9.23(4)	34.53(7)	24.09(6)	23.78(2)	2.91(0)	17.68(5)	6.33(5)	21.35(5)	5.83(1)	20.41(10)	18.81(6)
2	Hostetter, Robert	352.37	58	0	0	2	0	12.54(7)	6.97(1)	207.09(18)	22.40(1)	21.64(6)	3.02(0)	15.21(2)	4.77(2)	19.75(3)	4.46(0)	22.37(14)	12.15(4)
	Brito, Rich	DNF						(0)	(0)	74.61(49)	(0)	(0)	(0)	(0)	(0)	(0)	(0)	(0)	(0)
CDP - Expert																			
DC	Johnson, Wayne	194.02	19	0	1	0	0	16.38(1)	7.54(1)	36.11(10)	25.53(1)	22.05(0)	3.14(0)	20.42(5)	4.78(0)	20.44(0)	6.27(0)	16.08(0)	15.28(1)
1	Ira, Lorenzo	220.85	55	1	0	0	0	12.21(1)	11.58(8)	39.95(7)	24.99(2)	25.98(5)	3.53(0)	20.40(5)	3.82(0)	31.69(5)	4.80(0)	26.28(15)	15.62(7)
2	Ira, Dennis	245.87	63	0	1	0	0	15.64(5)	16.46(3)	55.09(15)	30.78(6)	26.59(4)	4.28(2)	20.53(7)	5.69(1)	25.53(1)	5.16(0)	26.34(17)	13.78(2)
3	Chapman, Patrick	268.20	90	0	0	0	0	13.03(1)	32.48(9)	44.59(19)	27.43(3)	28.31(10)	7.37(7)	24.95(6)	6.56(4)	35.16(5)	8.31(6)	23.13(15)	16.88(5)
4	Partridge, Steve	294.21	67	0	1	1	0	14.38(3)	23.82(2)	74.15(13)	29.45(3)	26.98(9)	6.45(0)	19.86(1)	5.86(2)	30.99(6)	8.46(6)	30.93(11)	22.88(11)
	Dotson, Lawrence	DNF						11.10(4)	16.84(3)	50.95(21)	32.14(10)	35.29(17)	(0)	(0)	(0)	(0)	(0)	(0)	(0)




CA State 2009 IDPA Championship

October 9 - 11, 2009

All Shooters



	Match Score	--- Penalties ---					Stage 1 Squatters	Stage 2 Window	Stage 3 Control	Stage 4 Monterey	Stage 5 TwoBuck	Stage 6 Trap	Stage 7 Neighbors	Stage 8 Out of way	Stage 9 Happens	Stage 10 Mr.Bubbles	Stage 11 Standards	Stage 12 Box Drill
		PD	NT	PE	FN	FTDR												
CDP - Sharpshooter																		
1 Barr, Mark	238.54	58	0	0	1	0	10.92 (3)	15.17 (1)	47.20 (14)	28.34 (6)	34.35 (12)	4.02 (2)	22.59 (4)	4.30 (0)	30.34 (12)	6.81 (0)	19.95 (3)	14.55 (1)
2 Hood, Randy	240.29	51	0	2	0	0	14.02 (7)	14.85 (7)	41.94 (6)	25.71 (3)	23.79 (3)	9.47 (3)	19.47 (0)	8.99 (1)	31.23 (14)	5.77 (0)	26.96 (5)	18.09 (2)
3 Bowman, Michael	258.57	77	0	1	0	0	20.99 (5)	17.69 (15)	46.61 (13)	30.44 (5)	30.30 (5)	6.41 (3)	23.86 (3)	4.58 (0)	28.00 (8)	6.83 (0)	25.92 (14)	16.94 (6)
4 Truesdale, Joe	272.64	45	0	2	0	0	24.75 (2)	15.09 (1)	42.77 (15)	33.82 (3)	31.05 (3)	4.70 (3)	26.07 (6)	5.02 (1)	35.36 (6)	6.59 (0)	23.19 (1)	24.23 (4)
5 Spolsdoff, Allison	286.28	53	1	1	1	0	17.29 (11)	10.31 (2)	72.93 (13)	36.47 (0)	30.91 (7)	6.90 (6)	23.27 (2)	5.53 (1)	36.37 (2)	5.57 (0)	21.30 (3)	19.43 (6)
6 Guidero, John	301.95	95	1	2	3	0	23.84 (9)	19.48 (14)	51.04 (10)	46.10 (18)	30.77 (6)	5.50 (2)	20.80 (2)	5.83 (1)	44.37 (8)	7.30 (0)	28.45 (24)	18.47 (1)
7 Scocca, Tom	303.33	109	3	0	1	0	18.98 (5)	17.94 (4)	53.21 (15)	30.61 (2)	33.57 (10)	3.96 (1)	26.33 (11)	11.17 (4)	40.91 (14)	6.18 (1)	35.19 (28)	25.28 (14)
8 Van Arkel, Mike	303.66	96	0	2	1	0	26.34 (10)	26.15 (7)	63.27 (28)	35.03 (1)	30.07 (6)	8.43 (3)	24.16 (7)	7.91 (7)	31.57 (7)	7.69 (2)	27.36 (13)	15.68 (5)
9 Naish, Robert	303.75	64	2	2	0	0	17.23 (4)	14.85 (8)	53.26 (7)	35.99 (5)	31.52 (6)	4.87 (2)	24.84 (1)	9.81 (1)	56.49 (5)	6.68 (1)	27.82 (11)	20.39 (13)
10 Meloy, Brian	335.53	111	1	1	4	0	15.50 (8)	22.40 (4)	82.54 (38)	34.59 (10)	35.69 (4)	8.65 (7)	21.76 (0)	8.09 (6)	48.93 (12)	7.63 (2)	24.06 (8)	25.69 (12)
11 Koudsi, Tony	339.72	102	1	7	0	0	21.68 (0)	25.72 (8)	56.76 (12)	37.04 (4)	31.92 (9)	11.05 (2)	24.97 (7)	18.28 (7)	49.77 (15)	5.78 (0)	36.38 (33)	20.37 (5)
12 Aldrich, William	403.85	110	2	5	4	0	24.61 (7)	40.01 (9)	92.41 (39)	38.14 (7)	35.81 (11)	8.86 (3)	28.16 (3)	9.44 (1)	57.26 (4)	8.36 (0)	30.82 (17)	29.97 (9)
13 Lazarus, Michael	416.15	62	0	2	1	0	13.82 (2)	45.77 (3)	52.89 (23)	29.28 (0)	30.98 (6)	7.04 (0)	45.59 (1)	7.83 (3)	131.72 (1)	6.35 (0)	27.17 (21)	17.71 (2)



CA State 2009 IDPA Championship

October 9 - 11, 2009

All Shooters



	Match Score	--- Penalties ---					Stage 1 Squatters	Stage 2 Window	Stage 3 Control	Stage 4 Monterey	Stage 5 TwoBuck	Stage 6 Trap	Stage 7 Neighbors	Stage 8 Out of way	Stage 9 Happens	Stage 10 Mr.Bubbles	Stage 11 Standards	Stage 12 Box Drill
		PD	NT	PE	FN	FTDR												
CDP - Marksman																		
1 Cam, Rick	272.79	69	2	2	0	0	14.04 (9)	9.50 (6)	49.81 (8)	30.24 (5)	38.91 (5)	4.39 (2)	23.54 (1)	13.93 (4)	43.98 (14)	5.68 (1)	21.61 (10)	17.16 (4)
2 Bates, Charlie	287.97	77	1	2	1	0	14.27 (5)	17.01 (7)	62.13 (26)	34.37 (10)	28.97 (10)	5.01 (0)	26.72 (2)	6.25 (2)	36.40 (5)	11.23 (0)	25.05 (1)	20.56 (9)
3 Severance, Charles	292.07	70	1	1	0	0	17.59 (5)	14.80 (6)	61.68 (11)	34.71 (5)	28.51 (4)	6.22 (4)	24.66 (0)	6.34 (1)	31.75 (8)	7.10 (0)	34.50 (22)	24.21 (4)
4 Bissell, Bob	292.67	106	2	1	3	0	20.12 (7)	10.34 (4)	73.70 (27)	25.58 (2)	33.08 (11)	5.24 (2)	21.93 (3)	11.41 (7)	38.81 (14)	5.19 (0)	28.18 (22)	19.09 (7)
5 Delgado, Julian	303.04	71	1	3	2	0	27.23 (10)	12.83 (7)	54.18 (24)	31.96 (4)	39.76 (1)	9.09 (6)	24.95 (8)	9.42 (1)	45.90 (4)	8.06 (0)	20.10 (5)	19.56 (1)
6 Brautigam, Ralph	306.41	77	0	1	1	0	17.41 (2)	18.07 (2)	61.57 (20)	33.77 (5)	35.02 (3)	4.04 (0)	33.55 (13)	7.00 (0)	40.94 (9)	7.06 (0)	26.07 (15)	21.91 (8)
7 Hicks, Mark	308.92	63	1	0	2	0	17.88 (1)	14.66 (6)	68.24 (27)	35.35 (1)	38.18 (9)	5.45 (2)	24.69 (4)	10.27 (7)	48.50 (0)	6.03 (0)	20.64 (2)	19.03 (4)
8 Duner, David	327.41	105	2	2	3	0	22.18 (4)	12.25 (2)	79.62 (35)	32.40 (5)	34.23 (10)	5.14 (1)	28.83 (9)	7.27 (3)	47.71 (3)	6.74 (2)	35.56 (30)	15.48 (1)
9 Lari, Louis	341.56	75	1	1	3	0	18.16 (2)	22.56 (6)	88.76 (40)	35.75 (2)	37.71 (2)	4.69 (1)	26.05 (2)	6.88 (3)	47.31 (8)	7.38 (1)	24.61 (3)	21.70 (5)
10 Barr, Don	358.97	61	0	2	2	0	33.86 (16)	24.64 (4)	56.48 (10)	44.90 (9)	37.15 (3)	4.13 (0)	30.38 (1)	10.57 (4)	40.23 (6)	9.63 (1)	46.54 (5)	20.46 (2)
11 Petropoulos, Dean	372.22	50	2	4	1	0	22.58 (4)	14.47 (7)	65.62 (16)	52.65 (2)	51.74 (0)	6.02 (2)	35.79 (2)	8.85 (0)	55.09 (5)	6.86 (1)	28.87 (1)	23.68 (10)
12 Brown, David	378.30	97	1	4	3	0	24.37 (5)	33.51 (4)	79.59 (28)	48.05 (12)	48.79 (17)	4.61 (1)	36.73 (13)	7.58 (5)	39.68 (5)	7.19 (1)	25.17 (3)	23.03 (3)
13 Miller, Mark	402.06	52	1	3	2	0	22.96 (1)	25.12 (6)	92.25 (23)	45.09 (3)	41.06 (1)	8.76 (0)	29.21 (0)	14.45 (4)	56.30 (6)	8.14 (0)	31.64 (1)	27.08 (7)
14 Dickson, Brian	416.86	128	1	3	3	0	30.94 (10)	32.58 (12)	75.37 (35)	50.39 (6)	41.38 (11)	8.09 (5)	32.48 (8)	6.87 (3)	62.32 (12)	10.61 (1)	38.04 (14)	27.79 (11)
15 Aucoin, Charles	430.43	112	1	0	4	0	19.46 (6)	54.80 (9)	84.54 (32)	47.77 (22)	42.21 (5)	5.77 (1)	37.36 (2)	6.77 (3)	49.85 (8)	9.27 (0)	49.23 (15)	23.40 (9)
16 Hightower, Bart	440.07	27	0	2	0	0	22.89 (0)	23.46 (10)	74.34 (3)	61.27 (0)	38.90 (0)	12.28 (0)	53.54 (0)	23.81 (0)	56.86 (1)	8.80 (0)	29.75 (2)	34.17 (11)
17 Bettker, Theodore	457.10	73	0	1	2	0	41.90 (1)	22.10 (5)	100.18 (29)	56.53 (5)	46.13 (3)	8.92 (1)	36.23 (0)	11.50 (3)	54.90 (0)	10.50 (0)	41.68 (19)	26.53 (7)
Trujillo, Robert	DQ																	


ESP - Enhanced Service Pistol

ESP - Master

DC Prall, John	181.54	49	0	0	0	0	11.68 (3)	7.20 (0)	32.02 (14)	23.61 (4)	20.53 (6)	3.82 (2)	17.48 (3)	3.79 (1)	21.12 (7)	5.54 (0)	19.37 (6)	15.38 (3)
1 Cachia, Steve	197.08	37	0	1	0	0	11.11 (2)	7.30 (1)	35.28 (12)	23.43 (1)	23.51 (7)	3.14 (0)	16.97 (0)	6.30 (3)	22.10 (4)	7.28 (1)	22.43 (4)	18.23 (2)
2 Nelson, Brett	206.45	42	0	3	1	0	15.27 (0)	10.98 (5)	32.54 (5)	28.00 (0)	24.00 (4)	3.74 (1)	16.33 (3)	4.73 (0)	32.50 (11)	5.07 (0)	17.37 (6)	15.92 (7)

ESP - Expert

1 Cail, Tom	193.15	28	0	1	0	0	10.57 (0)	7.84 (2)	40.92 (9)	28.67 (2)	23.95 (4)	4.38 (1)	16.43 (2)	4.14 (0)	19.02 (2)	5.27 (0)	16.28 (4)	15.68 (2)
2 Gonsalves, Brian	202.12	39	0	0	0	0	11.99 (1)	9.10 (2)	39.76 (11)	25.11 (3)	23.74 (4)	2.97 (0)	16.55 (1)	5.55 (3)	26.88 (8)	5.73 (0)	18.31 (3)	16.43 (3)
3 Griffiths, Jim	224.03	50	0	0	0	0	12.29 (2)	27.68 (11)	32.21 (7)	31.45 (2)	25.24 (4)	3.92 (2)	19.63 (7)	6.02 (5)	27.53 (2)	6.25 (3)	16.18 (3)	15.63 (2)
4 Hemker, Tom	235.89	72	0	2	1	0	14.59 (3)	9.87 (5)	44.44 (16)	27.20 (5)	24.79 (10)	10.85 (2)	22.50 (11)	7.44 (1)	28.27 (1)	6.18 (2)	21.66 (13)	18.10 (3)
5 Frenkel, Tom	241.18	33	0	0	1	0	15.98 (2)	11.31 (1)	47.15 (11)	26.89 (0)	29.07 (2)	4.48 (2)	22.06 (0)	8.92 (8)	29.04 (0)	7.78 (1)	19.00 (1)	19.50 (5)
6 Antonini, Dave	244.62	33	1	0	0	0	12.98 (1)	10.32 (1)	62.85 (15)	27.95 (4)	23.79 (4)	3.77 (0)	21.05 (0)	5.57 (1)	36.11 (3)	7.43 (1)	16.25 (1)	16.55 (2)
7 Gardner, Sherman	259.48	78	2	1	0	0	15.51 (0)	9.52 (2)	40.61 (9)	30.14 (11)	32.96 (10)	4.33 (2)	18.22 (3)	11.69 (4)	39.53 (11)	7.89 (3)	25.82 (13)	23.26 (10)



CA State 2009 IDPA Championship


October 9 - 11, 2009

All Shooters



	Match Score	--- Penalties ---					Stage 1 Squatters	Stage 2 Window	Stage 3 Control	Stage 4 Monterey	Stage 5 TwoBuck	Stage 6 Trap	Stage 7 Neighbors	Stage 8 Out of way	Stage 9 Happens	Stage 10 Mr.Bubbles	Stage 11 Standards	Stage 12 Box Drill
		PD	NT	PE	FN	FTDR												
ESP - Sharpshooter																		
1 Beltram, Joshua	239.43	59	0	0	2	0	14.66(6)	11.75(3)	43.75(16)	26.75(1)	23.30(2)	5.18(2)	26.56(3)	13.76(9)	28.53(8)	5.95(1)	18.04(1)	21.20(7)
2 Esqueda, Rafael	247.21	104	1	0	1	0	17.50(4)	10.62(9)	37.62(12)	21.96(2)	21.55(7)	4.63(4)	45.00(0)	5.45(4)	28.54(12)	5.60(0)	30.64(35)	18.10(15)
3 Chinnow, Duane	247.69	64	1	0	1	0	13.70(4)	10.63(1)	52.08(12)	28.14(4)	35.78(16)	4.14(1)	29.58(0)	3.54(0)	23.60(6)	5.75(1)	22.38(12)	18.37(7)
4 Schiller, Tom	249.43	97	0	1	2	0	14.03(7)	10.60(4)	38.94(19)	26.48(7)	21.92(3)	7.91(10)	28.15(17)	7.30(0)	38.23(12)	6.03(1)	24.40(12)	25.44(5)
5 Sellado, Dennis	263.17	58	0	0	2	0	13.93(2)	17.34(7)	42.51(1)	27.72(3)	32.32(3)	4.46(2)	32.17(13)	15.28(11)	30.41(6)	6.52(1)	23.12(8)	17.39(1)
6 Persi, Edward	267.26	69	1	2	2	0	18.46(7)	18.21(8)	49.34(13)	25.68(3)	38.21(3)	3.32(0)	18.64(1)	10.43(1)	32.18(9)	6.60(2)	26.75(14)	19.44(8)
7 Mowrey, Fred	267.97	69	1	2	0	0	18.20(5)	17.35(3)	48.04(18)	31.55(10)	23.25(6)	3.76(0)	23.84(5)	9.25(3)	43.64(8)	6.50(3)	22.42(1)	20.17(7)
8 Semchak, George	273.56	54	0	5	1	0	16.92(13)	28.65(10)	48.69(4)	29.59(2)	26.36(0)	9.59(3)	20.17(1)	9.68(1)	33.50(8)	10.13(0)	23.23(7)	17.05(5)
9 West, Travis	286.07	73	1	3	1	0	16.14(1)	10.64(5)	66.35(22)	27.59(4)	28.47(7)	8.97(3)	24.10(9)	8.95(3)	43.05(7)	5.46(1)	24.64(3)	21.71(8)
10 Hostetter, Stacy	292.00	76	1	1	0	0	14.90(2)	24.54(7)	47.74(15)	30.25(2)	33.05(12)	6.98(3)	20.74(1)	9.13(4)	43.51(8)	7.13(0)	26.79(10)	27.24(12)
11 Hallaq, Brian	298.68	37	0	0	0	1	15.09(0)	25.37(4)	47.62(6)	33.10(3)	36.69(9)	5.87(3)	23.44(2)	26.47(1)	37.28(3)	6.84(0)	19.21(2)	21.70(4)
ESP - Marksman																		
1 Engel, Troy	281.46	84	2	1	2	0	19.26(2)	18.48(13)	58.02(24)	35.19(2)	29.20(7)	4.18(0)	24.85(4)	5.48(1)	30.69(3)	5.49(0)	31.48(26)	19.14(2)
2 Higginbotham, Chase	298.06	89	1	1	1	0	32.78(15)	17.64(5)	41.57(17)	33.39(7)	33.27(11)	5.15(2)	23.47(3)	9.31(2)	36.05(8)	7.38(0)	34.19(15)	23.86(4)
3 Springer, Scott	303.53	57	0	2	1	0	19.79(4)	13.63(1)	58.98(10)	35.70(12)	35.02(3)	6.22(3)	30.22(1)	7.69(1)	37.53(4)	7.50(0)	30.62(16)	20.63(2)
4 Osbourn, Phil	307.73	72	1	4	1	0	19.00(2)	21.50(7)	58.73(20)	34.55(4)	37.27(11)	8.53(4)	30.04(2)	4.45(0)	34.26(4)	11.54(9)	27.31(4)	20.55(5)
5 Fitch, Bruce	308.10	119	1	4	2	0	21.88(8)	18.74(2)	51.62(28)	41.53(10)	33.56(2)	7.07(1)	31.82(6)	5.83(3)	36.98(11)	7.73(4)	26.96(22)	24.38(22)
6 Allen, John	309.14	87	1	1	6	0	20.53(8)	32.28(10)	64.73(33)	27.28(3)	41.02(4)	4.78(3)	23.76(1)	5.29(2)	39.85(11)	6.47(0)	21.93(8)	21.22(4)
7 Rui, Aaron	333.67	77	1	6	2	0	18.83(0)	12.17(2)	85.45(31)	31.61(7)	35.88(2)	4.73(0)	29.26(4)	8.56(0)	36.28(5)	5.93(0)	41.58(25)	23.39(1)
8 Wescott, Robert	338.94	111	1	1	4	0	22.10(5)	12.19(3)	70.47(34)	37.15(4)	36.34(11)	5.14(2)	30.36(2)	12.47(2)	53.09(22)	7.81(2)	29.31(16)	22.51(8)
9 Hetler, Bryce	342.18	92	1	1	2	0	22.65(3)	18.83(14)	70.35(16)	40.50(15)	31.90(3)	5.48(0)	25.90(0)	12.41(8)	49.40(14)	7.68(2)	30.89(10)	26.19(7)
10 Ball, Clayton	357.48	101	1	0	1	0	18.25(0)	31.62(5)	71.25(26)	42.06(5)	43.57(16)	5.78(3)	32.29(13)	6.71(2)	43.84(4)	7.51(1)	34.11(19)	20.49(7)
11 Gariano, Anthony	371.60	107	0	3	0	0	17.88(6)	18.54(7)	83.04(16)	44.61(9)	42.00(16)	4.67(1)	38.98(5)	7.40(1)	40.71(10)	8.95(1)	37.85(24)	26.97(11)
12 Shapiro, Ari	407.91	96	4	1	3	0	43.04(20)	22.40(7)	87.24(25)	41.55(6)	35.99(1)	5.98(0)	36.93(3)	17.88(0)	46.07(4)	9.87(3)	36.24(22)	24.72(5)
13 Kuca, Jay	416.25	121	3	1	2	0	37.77(4)	17.74(11)	90.23(24)	41.69(9)	34.39(6)	4.88(0)	40.23(2)	6.39(1)	57.97(14)	9.07(1)	49.61(42)	26.28(7)
14 Bettker, Marilyn	482.89	115	2	3	2	0	30.08(2)	38.17(14)	80.86(28)	72.27(5)	56.80(14)	10.36(5)	46.73(0)	13.08(0)	50.79(4)	8.95(0)	40.84(37)	33.96(6)
Watson, Mike	DQ																	

SSP - Stock Service Pistol




CA State 2009 IDPA Championship

October 9 - 11, 2009

All Shooters



Match	Score	--- Penalties ---					Stage 1 Squatters	Stage 2 Window	Stage 3 Control	Stage 4 Monterey	Stage 5 TwoBuck	Stage 6 Trap	Stage 7 Neighbors	Stage 8 Out of way	Stage 9 Happens	Stage 10 Mr.Bubbles	Stage 11 Standards	Stage 12 Box Drill
		PD	NT	PE	FN	FTDR												
SSP - Master																		
DC Case, Chad	170.80	30	0	0	0	0	9.83(3)	9.41(5)	28.14(9)	21.95(2)	22.31(1)	2.63(0)	15.07(0)	5.14(3)	20.66(5)	6.17(0)	15.84(1)	13.65(1)
1 Engmann, Brad	177.10	32	0	2	0	0	10.78(2)	10.06(1)	26.12(6)	22.04(3)	21.77(3)	3.72(0)	14.86(2)	7.70(1)	22.85(3)	5.30(1)	19.34(9)	12.56(1)
2 Levis, James	183.44	76	0	0	0	0	14.75(11)	9.41(5)	38.15(17)	21.31(4)	18.89(5)	5.40(5)	15.61(5)	4.74(2)	17.58(4)	4.34(0)	20.00(13)	13.26(5)
3 Go, William	191.03	39	0	0	1	0	8.75(1)	18.12(5)	37.35(14)	23.47(2)	23.65(3)	4.61(3)	13.80(1)	4.84(3)	20.73(2)	4.51(0)	16.72(4)	14.48(1)
4 Lowe, Allen	192.16	49	0	0	1	0	24.19(8)	7.65(0)	32.18(10)	22.25(1)	21.82(7)	5.25(5)	17.57(3)	4.37(0)	22.42(3)	5.98(2)	15.00(4)	13.48(6)
SSP - Expert																		
1 Levis, John	196.84	40	1	2	0	0	9.91(2)	9.25(4)	35.53(8)	25.57(4)	21.42(3)	6.31(0)	15.77(0)	8.19(4)	27.18(5)	5.24(1)	17.78(8)	14.69(1)
2 Morrow, Troy	208.48	51	0	0	0	0	14.50(5)	8.99(3)	42.42(12)	25.56(3)	25.17(4)	6.34(4)	16.95(3)	4.33(2)	22.73(2)	6.41(2)	17.02(2)	18.06(9)
3 Chu, Kevin	212.95	43	1	2	0	0	12.68(2)	8.16(4)	28.62(3)	27.30(3)	28.18(2)	5.07(3)	19.09(5)	10.24(1)	27.63(2)	5.42(0)	24.40(15)	16.16(3)
4 Yu, Scott	216.60	74	0	0	0	0	11.91(1)	12.39(11)	38.75(17)	30.24(12)	24.64(5)	3.73(1)	22.76(9)	4.49(1)	27.34(8)	6.88(3)	18.33(4)	15.14(2)
5 Allchin, John	224.41	98	0	0	1	0	17.58(11)	9.33(2)	46.38(24)	26.58(5)	22.64(6)	6.93(4)	23.93(13)	3.94(1)	27.62(11)	4.61(1)	21.79(16)	13.08(4)
6 Finnegan, Matt	230.09	90	0	1	2	0	11.42(3)	10.44(4)	45.87(17)	23.82(4)	22.47(5)	7.00(2)	19.63(7)	5.39(2)	32.26(15)	6.56(2)	24.60(12)	20.63(17)
7 Reynolds, Martin	241.82	88	0	0	1	0	13.22(2)	13.46(7)	44.28(22)	29.06(5)	23.60(5)	2.93(0)	22.38(7)	9.25(10)	29.67(7)	6.57(1)	29.09(20)	18.31(2)
8 Addis, Mike	253.66	74	2	2	1	0	16.10(11)	11.63(5)	42.36(13)	29.18(6)	22.43(7)	6.01(5)	20.60(4)	6.23(0)	60.56(10)	5.41(0)	17.04(6)	16.11(7)
9 Sams, Larry	254.91	99	0	1	1	0	16.23(7)	11.78(10)	53.55(24)	33.50(2)	29.85(7)	4.34(2)	24.89(7)	5.75(3)	28.41(11)	4.76(0)	25.13(20)	16.72(6)
10 Nguyen, Phong	261.36	98	0	1	2	0	12.85(5)	16.13(10)	61.06(22)	27.79(3)	27.73(8)	3.51(1)	22.60(5)	7.82(6)	32.21(12)	5.98(0)	26.84(20)	16.84(6)
11 Agaton, Joel	270.17	69	0	0	1	0	14.93(0)	17.33(3)	58.34(20)	30.51(1)	27.21(1)	3.99(1)	24.79(1)	6.51(3)	25.37(2)	6.23(0)	34.86(31)	20.10(6)
12 Aufdenkamp, Jr., Ernest	356.51	103	1	1	4	0	16.04(1)	22.60(1)	92.76(40)	35.99(3)	41.61(13)	6.61(3)	37.25(8)	5.59(2)	37.92(1)	7.58(3)	29.27(19)	23.29(9)




CA State 2009 IDPA Championship

October 9 - 11, 2009

All Shooters



	Match Score	--- Penalties ---					Stage 1 Squatters	Stage 2 Window	Stage 3 Control	Stage 4 Monterey	Stage 5 TwoBuck	Stage 6 Trap	Stage 7 Neighbors	Stage 8 Out of way	Stage 9 Happens	Stage 10 Mr.Bubbles	Stage 11 Standards	Stage 12 Box Drill
		PD	NT	PE	FN	FTDR												
SSP - Sharpshooter																		
1 Erickson, Mike	250.68	75	0	1	0	0	13.01 (4)	11.42 (3)	41.63 (11)	30.87 (8)	28.66 (4)	4.52 (2)	25.23 (3)	8.68 (3)	29.53 (7)	5.73 (0)	27.78 (16)	23.62 (14)
2 Spolsdoff, Katherine	269.36	55	1	1	0	0	18.48 (4)	10.81 (3)	56.58 (9)	31.60 (1)	27.39 (3)	5.69 (1)	26.56 (14)	8.41 (0)	29.39 (4)	5.99 (0)	26.03 (11)	22.43 (5)
3 Tippett, Jade	271.95	75	1	1	0	0	15.49 (1)	15.67 (10)	47.98 (17)	34.67 (5)	30.04 (9)	5.31 (3)	27.31 (6)	9.18 (2)	33.89 (5)	5.09 (0)	24.90 (7)	22.42 (10)
4 Ball, Mike	279.02	86	1	0	0	0	17.50 (3)	27.38 (4)	52.24 (21)	30.71 (6)	28.09 (5)	8.20 (10)	22.98 (1)	6.51 (4)	35.61 (3)	6.45 (1)	23.89 (19)	19.46 (9)
5 Levis, Lisa	285.19	87	0	1	2	0	19.68 (4)	14.59 (6)	63.68 (32)	32.22 (5)	28.48 (4)	5.99 (1)	19.55 (2)	10.58 (3)	32.29 (3)	9.44 (7)	28.21 (13)	20.48 (7)
6 Eveland, Michael	291.73	74	2	1	1	0	25.38 (13)	13.44 (8)	49.20 (12)	33.40 (7)	28.40 (6)	8.52 (0)	27.98 (6)	12.98 (5)	37.41 (5)	6.29 (1)	23.70 (8)	25.03 (3)
7 Pierce, Paul	292.80	121	2	1	2	0	17.14 (10)	9.98 (5)	65.85 (32)	37.36 (8)	34.71 (10)	4.75 (3)	22.71 (9)	12.64 (1)	30.49 (14)	6.63 (0)	29.52 (25)	21.02 (4)
8 Calinescu, Eugene	294.85	88	1	0	1	0	21.51 (8)	18.26 (1)	58.78 (11)	35.81 (8)	28.56 (11)	6.31 (7)	24.64 (3)	7.44 (4)	39.46 (9)	8.63 (1)	24.29 (16)	21.16 (9)
9 Houser, Kelly	299.47	64	1	0	1	0	23.68 (3)	13.33 (5)	60.93 (19)	34.23 (3)	32.29 (7)	4.58 (2)	29.13 (0)	6.86 (1)	37.16 (11)	6.85 (0)	25.62 (7)	24.81 (6)
10 Bilyeu, Brian	301.57	61	1	2	0	0	16.61 (2)	20.06 (7)	49.50 (10)	46.17 (6)	28.35 (9)	8.58 (1)	31.44 (5)	10.83 (0)	36.28 (4)	7.27 (0)	26.26 (8)	20.22 (9)
11 Hand, Charlie	309.09	75	1	2	3	0	16.70 (1)	22.77 (2)	70.11 (35)	30.65 (2)	29.63 (3)	4.85 (0)	33.20 (7)	5.36 (0)	35.44 (1)	7.46 (0)	26.19 (14)	26.73 (10)
12 Hayashi, Ken	311.73	56	2	0	0	0	21.73 (6)	26.30 (7)	48.00 (0)	36.27 (5)	31.24 (5)	7.11 (1)	27.23 (5)	6.31 (1)	44.74 (6)	6.50 (1)	34.53 (18)	21.77 (1)
13 Garcia, Christian	324.81	96	3	1	2	0	37.62 (6)	19.88 (3)	68.76 (30)	27.04 (11)	29.87 (13)	5.90 (2)	28.56 (1)	6.96 (3)	34.02 (2)	18.99 (0)	23.40 (10)	23.81 (15)
14 Sams, Kenna	334.02	110	0	0	2	0	21.07 (4)	19.90 (11)	77.20 (33)	36.05 (7)	34.19 (11)	6.20 (2)	35.25 (6)	11.47 (5)	37.89 (16)	9.01 (1)	25.64 (9)	20.15 (5)
15 Hall, John	334.57	81	1	0	4	0	22.12 (1)	37.10 (10)	88.50 (34)	39.36 (2)	33.82 (6)	4.93 (4)	21.60 (1)	7.17 (4)	31.49 (5)	6.94 (0)	22.74 (10)	18.80 (4)
16 Hall, Jordan	369.78	138	1	4	5	0	19.43 (1)	12.06 (5)	129.85 (48)	36.07 (4)	35.43 (8)	6.42 (5)	22.65 (10)	9.37 (2)	33.29 (11)	6.67 (0)	34.96 (36)	23.58 (8)



CA State 2009 IDPA Championship

October 9 - 11, 2009

All Shooters



	Match Score	--- Penalties ---					Stage 1 Squatters	Stage 2 Window	Stage 3 Control	Stage 4 Monterey	Stage 5 TwoBuck	Stage 6 Trap	Stage 7 Neighbors	Stage 8 Out of way	Stage 9 Happens	Stage 10 Mr.Bubbles	Stage 11 Standards	Stage 12 Box Drill
		PD	NT	PE	FN	FTDR												
SSP - Marksman																		
1 Jolly, Jim	273.81	55	2	1	1	0	20.94 (4)	9.21 (3)	53.65 (3)	32.23 (4)	35.14 (14)	6.38 (3)	21.95 (1)	6.07 (1)	35.65 (9)	12.01 (5)	22.13 (5)	18.45 (3)
2 Yeh, Tony	314.06	75	0	1	0	0	15.95 (3)	26.77 (4)	57.96 (25)	38.98 (7)	37.53 (4)	8.35 (3)	30.85 (3)	6.10 (4)	37.83 (7)	6.47 (2)	24.43 (2)	22.84 (11)
3 Nachmann, Jeff	339.05	85	0	1	3	0	20.75 (3)	11.71 (2)	78.23 (32)	36.94 (4)	34.64 (11)	4.01 (0)	35.98 (6)	5.46 (2)	42.91 (8)	7.55 (0)	30.96 (6)	29.91 (11)
4 Jones, Wendell	339.41	70	1	0	3	0	14.69 (2)	15.64 (10)	119.09 (36)	32.92 (1)	31.95 (4)	4.89 (0)	25.72 (3)	9.54 (3)	29.08 (6)	7.12 (0)	26.58 (3)	22.19 (2)
5 Little, Joe	344.33	112	2	2	2	0	16.47 (5)	18.29 (8)	70.03 (31)	43.85 (9)	36.47 (6)	6.68 (6)	30.81 (4)	7.55 (0)	48.58 (7)	7.64 (3)	39.52 (24)	18.44 (9)
6 Tucker, Cindy	346.18	86	0	1	1	0	21.67 (0)	23.31 (0)	54.16 (17)	37.59 (8)	39.27 (14)	14.32 (9)	34.03 (7)	10.87 (1)	46.23 (9)	6.41 (1)	34.58 (17)	23.74 (3)
7 Smith, Marc	350.55	92	2	4	3	0	17.27 (6)	15.61 (4)	78.12 (25)	39.66 (3)	33.04 (6)	7.02 (6)	31.62 (8)	10.13 (2)	50.85 (4)	9.90 (0)	34.54 (25)	22.79 (3)
8 Meaker, Michael	371.03	77	2	2	1	0	25.42 (7)	33.73 (12)	71.38 (14)	37.93 (6)	38.93 (8)	6.06 (1)	27.97 (2)	10.85 (1)	39.95 (3)	9.95 (0)	38.51 (6)	30.35 (17)
9 Woods, David	373.41	105	3	1	4	0	17.97 (4)	32.42 (8)	87.08 (39)	39.56 (7)	34.16 (9)	9.02 (0)	26.14 (8)	8.98 (2)	59.19 (12)	6.99 (0)	29.06 (11)	22.84 (5)
10 Bitonio, Jason	374.48	129	1	3	2	0	18.36 (1)	32.48 (4)	85.40 (38)	34.01 (6)	41.30 (19)	8.76 (1)	33.26 (9)	10.29 (1)	34.88 (4)	7.06 (0)	40.07 (37)	28.61 (9)
11 Griffiths, Angela	375.47	84	0	0	2	0	18.34 (5)	29.92 (7)	65.31 (23)	51.04 (15)	44.10 (10)	5.77 (0)	41.53 (3)	9.36 (5)	47.21 (8)	8.49 (0)	25.42 (3)	28.98 (5)
12 Johnson-Asbury, Nina	390.00	89	1	2	3	0	18.33 (3)	50.06 (13)	95.89 (32)	38.71 (2)	43.21 (7)	7.91 (7)	32.89 (1)	9.73 (8)	36.65 (3)	7.43 (0)	26.06 (3)	23.13 (10)
13 Virga, Frank	414.11	133	2	7	4	0	23.15 (11)	31.03 (12)	58.80 (20)	57.90 (10)	39.00 (11)	7.45 (0)	43.31 (8)	13.24 (4)	69.00 (24)	6.16 (0)	38.55 (30)	26.52 (3)
14 Hall, Priscilla	426.75	122	1	6	2	0	24.67 (4)	35.16 (9)	92.08 (28)	55.00 (12)	42.38 (10)	7.68 (2)	29.74 (10)	12.18 (3)	56.89 (17)	10.38 (4)	33.35 (18)	27.24 (5)
15 Trimble, Jeff	436.61	125	1	6	4	0	25.65 (9)	19.30 (3)	96.15 (29)	46.57 (8)	44.75 (12)	10.29 (11)	46.45 (19)	13.89 (4)	60.91 (10)	9.94 (5)	25.48 (9)	37.23 (6)
16 Newport, Gary	474.18	86	1	8	0	0	39.90 (3)	52.17 (4)	70.23 (11)	60.04 (9)	52.60 (2)	7.60 (5)	38.44 (6)	14.07 (9)	63.97 (7)	9.53 (0)	30.64 (16)	34.99 (14)
17 Roberts, Bill	475.84	147	2	4	4	0	35.99 (5)	23.70 (14)	86.13 (37)	49.89 (11)	53.42 (13)	10.30 (7)	61.16 (18)	16.86 (4)	63.45 (4)	9.28 (1)	34.41 (17)	31.25 (16)
18 Goodrich, Christopher	507.07	76	0	0	1	0	25.40 (7)	24.65 (6)	96.74 (19)	52.21 (4)	58.47 (7)	20.68 (4)	49.78 (6)	11.11 (1)	88.78 (1)	9.05 (1)	41.69 (19)	28.51 (1)
19 Miller, Richard L.	581.49	82	1	6	2	0	24.31 (5)	51.91 (2)	118.91 (11)	78.16 (14)	68.25 (10)	6.44 (0)	48.15 (9)	17.73 (0)	74.14 (2)	10.42 (0)	54.85 (19)	28.22 (10)
Telow, Jerry	DNF						(0)	(0)	(0)	(0)	(0)	(0)	(0)	24.09 (3)	42.78 (10)	(0)	(0)	(0)
Alatorre, Eduardo	DQ																	


ESR - Enhanced Service Revolver

ESR - Master

DC Bagakis, John	197.30	23	0	0	0	0	14.51 (1)	12.90 (0)	29.83 (8)	25.42 (1)	22.83 (4)	4.03 (2)	18.69 (2)	4.74 (1)	29.21 (1)	4.81 (1)	16.81 (1)	13.52 (1)
------------------	---------------	----	---	---	---	---	-----------	-----------	-----------	-----------	-----------	----------	-----------	----------	-----------	----------	-----------	-----------

ESR - Sharpshooter

1 Sharp, Robert	290.27	84	1	2	1	0	19.46 (8)	17.14 (3)	38.95 (14)	33.11 (3)	33.50 (5)	4.47 (1)	48.60 (17)	9.73 (5)	38.31 (12)	4.77 (0)	24.17 (12)	18.06 (4)
2 Lysett, Andy	307.88	76	0	0	1	0	20.74 (3)	18.45 (2)	51.95 (13)	35.05 (2)	38.65 (6)	4.45 (2)	26.80 (1)	6.45 (2)	42.97 (16)	8.14 (6)	32.97 (21)	21.26 (2)
3 Hadox, Mark	323.04	119	1	3	1	0	25.96 (13)	38.19 (5)	51.59 (28)	44.81 (3)	32.38 (5)	9.19 (0)	21.49 (4)	9.92 (5)	36.45 (5)	5.10 (3)	30.04 (37)	17.92 (11)
4 Kern, Mike	332.71	34	0	0	0	0	26.33 (1)	20.16 (5)	71.49 (9)	43.04 (1)	38.92 (3)	5.84 (1)	28.67 (2)	8.57 (5)	36.87 (6)	6.02 (0)	25.76 (1)	21.04 (0)
5 Sousa, Mike	371.21	76	0	1	1	0	24.28 (4)	26.59 (1)	60.43 (19)	39.45 (0)	53.67 (10)	4.24 (1)	33.29 (13)	9.21 (9)	45.19 (7)	7.32 (1)	29.55 (8)	37.99 (3)




CA State 2009 IDPA Championship

October 9 - 11, 2009

All Shooters



	Match Score	--- Penalties ---					Stage 1 Squatters	Stage 2 Window	Stage 3 Control	Stage 4 Monterey	Stage 5 TwoBuck	Stage 6 Trap	Stage 7 Neighbors	Stage 8 Out of way	Stage 9 Happens	Stage 10 Mr.Bubbles	Stage 11 Standards	Stage 12 Box Drill	
		PD	NT	PE	FN	FTDR													
ESR - Marksman																			
1	Roether, Stuart	443.69	103	1	3	1	0	31.60 (4)	32.33 (16)	79.41 (20)	54.65 (8)	48.53 (18)	9.60 (5)	46.52 (0)	12.98 (5)	65.32 (9)	9.76 (6)	29.24 (10)	23.75 (2)
2	Neubauer, Brad	490.37	151	1	2	2	0	30.56 (6)	69.50 (9)	87.92 (32)	44.97 (6)	54.09 (8)	6.01 (2)	33.34 (2)	6.14 (1)	67.76 (14)	7.49 (0)	56.40 (64)	26.19 (7)
SSR - Stock Service Revolver																			
SSR - Sharpshooter																			
DC	Countryman, Dave	319.71	44	0	0	1	0	21.71 (1)	17.59 (1)	59.81 (26)	37.63 (1)	38.65 (1)	4.24 (1)	33.98 (1)	6.53 (2)	36.93 (3)	6.53 (0)	29.37 (2)	26.74 (5)
1	Gillese, Chad	370.72	78	1	2	1	0	28.91 (13)	33.25 (6)	70.86 (27)	44.96 (3)	43.94 (3)	7.56 (1)	31.42 (7)	6.60 (2)	45.30 (5)	5.91 (0)	29.32 (7)	22.69 (4)
2	Morgan, Gary	379.87	39	1	5	1	0	30.10 (6)	19.81 (4)	59.44 (11)	48.01 (8)	40.68 (1)	7.27 (0)	42.21 (1)	9.04 (0)	60.06 (3)	7.18 (0)	21.84 (1)	34.23 (4)
3	Faulkner, Jay	398.97	109	0	1	2	0	29.84 (14)	31.71 (2)	96.20 (22)	37.98 (3)	42.66 (9)	5.03 (2)	27.70 (2)	12.45 (8)	50.93 (4)	6.10 (1)	34.89 (31)	23.48 (11)
SSR - Marksman																			
1	Mak, Jason	346.61	36	0	2	0	0	23.71 (4)	20.45 (1)	66.96 (9)	47.07 (3)	36.18 (4)	8.43 (0)	33.63 (0)	8.31 (3)	45.60 (1)	6.10 (0)	24.48 (6)	25.69 (5)
2	Henry, Rosemary	567.42	206	2	3	9	0	64.15 (22)	34.06 (7)	134.90 (55)	48.84 (7)	61.52 (20)	9.57 (1)	43.66 (3)	16.52 (11)	73.58 (19)	8.25 (0)	36.35 (32)	36.02 (29)



CA State 2009 IDPA Championship October 9 - 11, 2009

All Shooters



Stage Descriptions


- Stage 1** - Squatters
- Stage 2** - Throught the Window
- Stage 3** - Trigger Control
- Stage 4** - The Monterey
- Stage 5** - Two Buck Chuck
- Stage 6** - Elevator Trap
- Stage 7** - Unfriendly Neighbors
- Stage 8** - Out of the Way
- Stage 9** - Stuff Happens
- Stage 10** - Mr.Bubbles
- Stage 11** - Standards
- Stage 12** - Box Drill

Total Match Penalties:

- Target Points Down (PD) - 11,249
- Hits on Non-Threats (NT) - 114
- Procedural Errors (PE) - 236
- Failures to Neutralize (FN) - 211
- Failures to Do Right (FTDR) - 1
- Equipment Adjustments - 4

Key to Penalties:

- PD** = Target Points Down. Each point down adds 1/2 second to your score.
- NT** = Hit on Non Threat target. Each HNT adds 5 seconds to your score.
- PE** = Procedural Error. Each adds 3 seconds to your score.
- FN** = Failure to Neutralize (no hits in the 0 or -1 zone) Each adds 5 seconds to your score.
- FTDR** = Failure To Do Right - adds 20 seconds to your score.



CA State 2009 IDPA Championship October 9 - 11, 2009

All Shooters



Key to Abbreviations:

CDP = **Custom Defensive Pistol**, such as 1911. Must be .45 ACP with maximum magazine load of 8 rounds

ESP = **Enhanced Service Pistol**, single action or SA/DA such as H&K P7 or CZ-75 or Springfield XD

SSP = **Stock Service Pistol**, double action or 'Safe Action' such as Glock or SIG

ESR = **Enhanced Service Revolver**, rimmed or rimless ammo, full moon clip, power factor of 165,000

SSR = **Stock Service Revolver**, rimmed case ammo, no full moon clips

DNF = **Did Not Finish** **DQ** = **Disqualified**